

## DS81xx Technical Accessory Guide



NOTE: This document is only for general reference. Solution Builder and related PMBs should be used for product availability, pricing, and final solution selection.

\* Zebra does not endorse or specifically recommend any **third-party products, accessories, or hardware**. ZEBRA DISCLAIMS ANY AND ALL LIABILITY, INCLUDING ANY EXPRESS OR IMPLIED WARRANTIES, WHETHER ORAL OR WRITTEN, FOR SUCH THIRD PARTY PRODUCTS, ACCESSORIES, OR HARDWARE. THE CUSTOMER ACKNOWLEDGES THAT NO REPRESENTATION HAS BEEN MADE BY ZEBRA AS TO THE FITNESS OF THE THIRD-PARTY PRODUCTS, ACCESSORIES, OR HARDWARE FOR THE CUSTOMER'S INTENDED PURPOSE.

### Cradles


Part Number	Picture	Description	Notes	Required Items
CR8178-SC100F4WW		Standard Charging/Communication Cradle - Black	<ul style="list-style-type: none"> <li>•Provides radio and charging capabilities</li> <li>•Up to 8 scanners can be paired per cradle.</li> <li>•Certified at FIPS 140-2 Level 1 - uses 128 or 256 bit AES encryption between cradle and scanner.</li> </ul>	Host communication cable and possibly a power supply depending on the host cable type.
CR8178-SC100FBWW		Standard Charging/Communication Cradle - Healthcare White	<ul style="list-style-type: none"> <li>•Provides radio and charging capabilities</li> <li>•Up to 8 scanners can be paired per cradle.</li> <li>•Certified at FIPS 140-2 Level 1 - uses 128 or 256 bit AES encryption between cradle and scanner.</li> </ul>	Host communication cable and possibly a power supply depending on the host cable type.
CR8178-PC100F4WW		Presentation Charging/Communication Cradle - Black	<ul style="list-style-type: none"> <li>•Provides radio and charging capabilities</li> <li>•Up to 8 scanners can be paired per cradle.</li> <li>•Certified at FIPS 140-2 Level 1 - uses 128 or 256 bit AES encryption between cradle and scanner.</li> </ul>	Host communication cable and possibly a power supply depending on the host cable type.
CR8178-PCM00FBWW		Presentation Charging/Communication Cradle - Healthcare White	<ul style="list-style-type: none"> <li>•Provides radio and charging capabilities</li> <li>•Up to 8 scanners can be paired per cradle.</li> <li>•Certified at FIPS 140-2 Level 1 - uses 128 or 256 bit AES encryption between cradle and scanner.</li> </ul>	Host communication cable and possibly a power supply depending on the host cable type.










### Communication Cables











Zebra associates and partners can also see Zebra's Universal Cable Guide at:














[https://partnerportal.zebra.com/PartnerPortal/product\\_services/downloads\\_z/barcode\\_scanners/Universal-Cable-Guide-Bar-Code-Scanners.xlsx](https://partnerportal.zebra.com/PartnerPortal/product_services/downloads_z/barcode_scanners/Universal-Cable-Guide-Bar-Code-Scanners.xlsx)












#### Standard USB Cables












Part Number	Picture	Description	Notes	Required Items
CBA-U21-S07ZBR		USB Cable: Series A Connector, 7ft. Straight	<ul style="list-style-type: none"> <li>•DS8100 series is NOT compatible with Rev A cable - CBA-U21-S07ZAR. Must use Rev B cable - CBA-U21-S07ZBR</li> <li>•Will charge battery in 9 or 13 hours depending on the type of cradle used.</li> </ul>	

CBA-U46-S07ZAR		Shielded USB Cable: Series A Connector, 7ft. Straight	<ul style="list-style-type: none"> <li>•Cable rated for 1.2A current</li> <li>•If host provides 1.2A current, will charge battery in about 3 hours. Otherwise battery will charge in about 8.5 to 11.5 hours depending on type of cradle being used.</li> </ul>	
CBA-U42-S07PAR		Shielded USB Cable: Series A Connector, 7ft. Straight - Powered	<ul style="list-style-type: none"> <li>•if using power from Host, wil charge scanner in about 8.5 or 12 hours depending on type of cradle being used.</li> <li>•External power supply will charge scanner battery in about 2.8 hours.</li> </ul>	For faster charging use 12V external Power Supply (PWR-BGA12V50W0WW), DC Line Cord (CBL-DC-375A1-01), and AC Line Cord (23844-00-00R)
CBA-U47-S15ZAR		Shielded USB Cable: Series A Connector, 15ft. Straight	<ul style="list-style-type: none"> <li>•Cable rated for 1.2A current</li> <li>•If host provides 1.2A current, will charge battery in about 3 hours. Otherwise battery will charge in about 8.5 to 12 hours depending on type of cradle being used.</li> </ul>	
CBA-U30-S15ZBR		USB Cable: Series A Connector, 15ft. Straight	<ul style="list-style-type: none"> <li>•has heavier gauge wire vs. CBA-U30-S15ZAR, can support 5V and 12V power, scanner dependent</li> </ul>	
CBA-U44-S15PAR		Shielded USB Cable: Series A Connector, 15ft. Straight - Powered	<ul style="list-style-type: none"> <li>•if using power from Host, wil charge scanner in about 8.5 or 12 hours depending on type of cradle being used.</li> <li>•External power supply will charge scanner battery in about 2.8 hours.</li> </ul>	For faster charging use 12V external Power Supply (PWR-BGA12V50W0WW), DC Line Cord (CBL-DC-375A1-01), and AC Line Cord (23844-00-00R)
CBA-U32-C09ZAR		USB Cable: (Series A Connector, 9ft. Coiled)		
CBA-U29-C15ZAR		USB Cable: Series A Connector, 15ft. Coiled		
<b>IBM POS USB Cables</b>				
Part Number	Picture	Description	Notes	Required Items
CBA-U43-S07ZAR		USB Cable: Power Plus Connector, 7ft. Straight		
CBA-U23-S07ZBR		USB Cable: Power Plus Connector, 7ft. Straight, 12V	<ul style="list-style-type: none"> <li>•Has heavier gauge wire vs. CBA-U23-S07ZAR, can support 5V or 12V power, scanner dependent.</li> </ul>	








CBA-U45-S15ZAR		USB Cable: Power Plus Connector, 15ft. Straight		
CBA-U35-S15ZBR		USB Cable: Power Plus Connector, 15ft. Straight	•Has heavier gauge wire vs. CBA-U35-S15ZAR, can support 5V or 12V power, scanner dependent	
<b>RS232 Cables</b>				
<b>Part Number</b>	<b>Picture</b>	<b>Description</b>	<b>Notes</b>	<b>Required Items</b>
CBA-R01-S07PBR		RS232 Cable:STD-DB9 Female, TxD on 2, 7ft. Straight	•Includes improved TTL current limit protection circuitry vs. CBA-R01-S07PAR. •Will charge battery in 4.5 to 5 hours depending on the type of cradle used.	Requires 5V external Power Supply (PWR-WUA5V4W0US or equivalent country specific model)
CBA-R01-S07PAR		RS232 Cable:STD-DB9 Female, TxD on 2, 7ft. Straight	•Discontinued 2/2019, now use CBA-R01-S07PBR - see PMB 10044. •Will charge battery in 4.5 to 5 hours depending on the type of cradle used.	Requires 5V external Power Supply (PWR-WUA5V4W0US or equivalent country specific model)
CBA-R07-S07PAR		RS232 Cable:STD-DB9 Female, TxD on 2, 7ft. Straight	•Will charge battery in about 2.8 hours	Requires 12V external Power Supply (PWR-BGA12V50W0WW), DC Line Cord (CBL-DC-375A1-01), and AC Line Cord (23844-00-00R)
CBA-R02-C09PAR		RS232 Cable:STD-DB9 Female, TxD on 2, 9ft. Coiled		Requires 5V external Power Supply (PWR-WUA5V4W0US or equivalent country specific model)
CBA-R71-C09ZAR		RS232 Cable:STD-DB9 Female, 9ft. Coiled, TxD on 2, PWR Pin 9	•This cable is recommended for use with the VC80, VH10, 8585/8595, and 8515.	
CBA-R03-C12PAR		RS232 Cable:STD-DB9 Female, TxD on 2, 12ft. Coiled		Requires 5V external Power Supply (PWR-WUA5V4W0US or equivalent country specific model)
CBA-R21-S15PAR		RS232 Cable:STD-DB9 Female, TxD on 2, 15ft. Straight	•Will charge battery in about 2.8 hours	Requires 12V external Power Supply (PWR-BGA12V50W0WW), DC Line Cord (CBL-DC-375A1-01), and AC Line Cord (23844-00-00R)
CBA-R06-C20PBR		RS232 Cable:STD-DB9 Female, TxD on 2, 20ft. Coiled	•Includes improved TTL current limit protection circuitry vs. CBA-R06-C20PAR. •Will charge battery in 5 to 6 hours depending on the type of cradle used.	Requires 5V external Power Supply (PWR-WUA5V4W0US or equivalent country specific model)
CBA-R06-C20PAR		RS232 Cable:STD-DB9 Female, TxD on 2, 20ft. Coiled	•Will charge battery in 5 to 6 hours depending on the type of cradle used.	Requires 5V external Power Supply (PWR-WUA5V4W0US or equivalent country specific model)

CBA-R04-S09FAR		RS232 Cable: DB9 Female, Tx/D on 2, 6ft Straight with EAS	<ul style="list-style-type: none"> <li>Discontinued 8/2013</li> <li>Integrates with Checkpoint EAS security tag system</li> </ul>	Requires 5V external Power Supply (PWR-WUA5V4W0US or equivalent country specific model)
CBA-R05-C09FAR		RS232 Cable: DB9 Female, Tx/D on 2, 9ft Straight with EAS	<ul style="list-style-type: none"> <li>Discontinued 11/2011</li> <li>Integrates with Checkpoint EAS security tag system</li> </ul>	Requires 5V external Power Supply (PWR-WUA5V4W0US or equivalent country specific model)
CBA-R46-C09ZBR		RS232 Cable: True Cvtr, DB9 Female, Pwr Pin 9, Tx/D on 2, 9ft. Coiled	<ul style="list-style-type: none"> <li>Cable provides <math>\pm 12V</math> signaling (RS232C) needed by some older PLC's which may not support TTL signalling</li> </ul>	
CBA-R46-C09ZAR		RS232 Cable: True Cvtr, DB9 Female, Pwr Pin 9, Tx/D on 2, 9ft. Coiled	<ul style="list-style-type: none"> <li>Discontinued 9/2014. Now use CBA-R46-C09ZBR which has improved cable strain relief design.</li> <li>Cable provides <math>\pm 12V</math> signaling (RS232C) needed by some older PLC's which may not support TTL signalling</li> </ul>	
CBA-R35-C09ZAR		RS232 Cable: True Cvtr, DB9 Female, Pwr Pin 9, Tx/D on 2, 9ft. Coiled	<ul style="list-style-type: none"> <li>Discontinued 11/2008. Replaced by CBA-R46-C09ZAR which has improved ESD performance.</li> <li>Cable provides <math>\pm 12V</math> signaling (RS232C) needed by some older PLC's which may not support TTL signalling</li> </ul>	
CBA-R37-C09ZBR		RS232 Cable: STD-DB9 Female, PWR Pin 9, 9ft coiled	<ul style="list-style-type: none"> <li>Includes improved TTL current limit protection vs. CBA-R37-C09ZAR.</li> </ul>	
CBA-R37-C09ZAR		RS232 Cable: STD-DB9 Female, PWR Pin 9, 9ft coiled	<ul style="list-style-type: none"> <li>Includes improved strain relief design over CBA-R36-C09ZAR</li> </ul>	
CBA-R36-C09ZAR		RS232 Cable: STD-DB9 Female, PWR Pin 9, 9ft coiled)	<ul style="list-style-type: none"> <li>Discontinued 3/2013, now use CBA-R37-C09ZAR</li> </ul>	
CBA-R73-C09ZAR		RS232 Cable: True Cvtr, DB9 Male, Pwr Pin 9, Tx/D on 2, 9ft. Coiled	<ul style="list-style-type: none"> <li>Cable provides <math>\pm 12V</math> signaling (RS232C) needed by some older PLC's which may not support TTL signalling</li> </ul>	
CBA-R18-C09ZAR		RS232 Cable: STD-DB9 Female, PWR on PIN 1, 9ft Coiled	Discontinued 10/31/2012	
CBA-R32-S07PAR		RS232 Cable: True Cvtr, DB9 Female, Tx/D on 2, 7ft. Straight	<ul style="list-style-type: none"> <li>Cable provides <math>\pm 12V</math> signaling (RS232C) needed by some older PLC's which may not support TTL signalling</li> </ul>	Requires 5V external Power Supply (PWR-WUA5V4W0US or equivalent country specific model)
CBA-R33-C09PAR		RS232 Cable: True Cvtr, DB9 Female, Tx/D on 2, 9ft. Coiled	Discontinued 11/2011	Requires 5V external Power Supply (PWR-WUA5V4W0US or equivalent country specific model)
CBA-R34-C20PAR		CL: RS232 (TRU TTL DB9F) 20FT, CL	Discontinued 9/2011	Requires 5V external Power Supply (PWR-WUA5V4W0US or equivalent country specific model)
CBA-R40-C09SAR		RS232 Cable: Split DB9F & power line 9ft coiled	Discontinued 10/31/2012	Requires 5V external Power Supply (PWR-WUA5V4W0US or equivalent country specific model)

CBA-R38-C09ZAR		RS232 Cable: DB25 Female, PWR PIN 12, 9ft coiled	Discontinued 10/31/2012	
CBA-R39-C20ZAR		RS232 Cable: DB25 Female, PWR PIN 12, 20ft coiled	Discontinued 9/2011	
Siemens Nixdorf Beetle POS Terminal RS232 Cables				
Part Number	Picture	Description	Notes	Required Items
CBA-R08-S07ZBR		RS232 Cable: Nixdorf Beetle-5V Direct Power Cable 7ft. Straight	•Includes improved TTL current limit protection circuitry vs. CBA-R08-S07ZAR	
CBA-R08-S07ZAR		RS232 Cable: Nixdorf Beetle-5V Direct Power Cable 7ft. Straight	•Discontinued 2/2019, now use CBA-R08-S07ZBR - see PMB 10044	
CBA-R09-C09ZAR		RS232 Cable: Nixdorf Beetle-5V Direct Power Cable 9ft. Coiled		
CBA-R10-S07ZBR		RS232 Cable: Nixdorf Beetle-12V Direct Power, 7ft. Straight	•Includes improved TTL current limit protection circuitry vs. CBA-R10-S07ZAR	
CBA-R10-S07ZAR		RS232 Cable: Nixdorf Beetle-12V Direct Power, 7ft. Straight	•Discontinued 2/2019, now use CBA-R10-S07ZBR - see PMB 10044	
CBA-R41-S12ZAR		RS232 Cable: Nixdorf Beetle-12V Direct Power, 12ft. Straight		
CBA-R11-C09ZAR		RS232 Cable: Nixdorf Beetle-12V Direct Power, 9ft. Coiled	Discontinued 8/2013	
CBA-R12-C12ZAR		RS232 Cable: Nixdorf Beetle-12V Direct Power, 12ft. Coiled	•Discontinued 5/2019 - see PMB 10111	
CBA-R14-C20ZAR		RS232 Cable: Nixdorf Beetle, 20ft. Coiled		
CBA-R43-C20ZAR		RS232 Cable: Nixdorf Beetle, DB25, 20ft. Coiled		
CBA-R13-S09EAR		RS232 Cable: Nixdorf Beetle-12V Direct Power, 7ft. Straight., with EAS	Integrates with Checkpoint EAS security tag system	
CBA-R15-C09EAR		RS232 Cable: Nixdorf Beetle-12V Direct Power, 9ft. Coiled, with EAS	•Discontinued 5/2015 •Integrates with Checkpoint EAS security tag system	Does not require external power supply unless host will be powered off and charging of 3478/3578 is still required.
Other POS Terminal RS232 Cables				
Part Number	Picture	Description	Notes	Required Items
CBA-R16-S07ZAR		RS232 Cable: IBM Sure One, DB15 TxD on 2, 7ft Straight	Discontinued 12/31/10	

CBA-R17-C09ZAR		RS232 Cable: IBM Sure One, DB15 TxD on 2, 9ft. Coiled	Discontinued 9/2011	
CBA-R23-S07ZBR		RS232 Cable: Fujitsu Team POS 500 ICL, 7ft straight	Includes improved TTL current limit protection circuitry vs. CBA-R23-S07ZAR	
CBA-R23-S07ZAR		RS232 Cable: Fujitsu Team POS 500 ICL, 7ft straight	Discontinued 2/2019, now use CBA-R23-S07ZBR - see PMB 10044	
CBA-R22-C09ZAR		RS232 Cable: Fujitsu Team POS 500 ICL, 9ft coiled	Discontinued 12/2015 - PMB 2724	
CBA-R24-C20ZAR		RS232 Cable: Fujitsu Team POS 500 ICL, 20ft Coiled		
CBA-R27-S07ZAR		RS232 Cable: NCR7432 DYNAKEY, 7ft. Straight	Discontinued 2/2019 - see PMB 10043	
CBA-R26-C09ZAR		RS232 Cable: NCR 7452 DYNAKEY, 9ft. Coiled	Discontinued 12/31/10	
CBA-R29-C12ZAR		RS232 Cable: NCR 7452 DYNAKEY, 12ft Coiled	Discontinued 12/31/10	
CBA-R31-C09ZAR		CBL:RS232 (NCR7448) 9FT,CLD		
CBA-R47-C09ZAR		CBL:RS232 (NCR AUX PORT) 9FT, CLD		
CBA-R42-C09ZAR		CBL:RS232 (NCR AUX PORT) 9FT, CLD	Discontinued 12/31/10, now use CBA-R47-C09ZAR	
CBA-R19-C09PAR		RS232 Cable: Olivetti - ORS500, 9ft coiled	Discontinued 12/31/10	
CBA-R20-S07PAR		RS232 Cable: Olivetti - ORS500, 7ft straight	Discontinued 2/2009	
25-32465-26		RS232 Cable: PSC Magellan scanner Auxiliary Port, 6ft Coiled		
CBA-R28-C09ZAR		RS232 Cable: Verifone Ruby, 9ft, Coiled		
Keyboard Wedge Cables				
Part Number	Picture	Description	Notes	Required Items

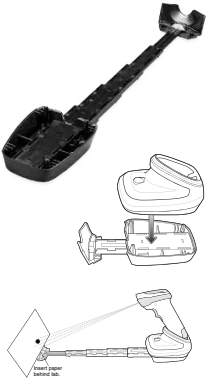






CBA-K61-S07PAR		Keyboard Wedge Cable: PS/2, Host Auto-Detect, Power Port, 7ft. Straight	<ul style="list-style-type: none"> <li>•Host will provide enough power on PS2 port for Standard Charging/ Communication Cradle and will charge scanner in about 16.5 hours. - Zebra recommends using an external power supply to protect the host's PS2 port.</li> <li>•Cable is not compatible with Presentation Charging/Communication Cradle - does not supply enough power.</li> <li>•Supports host auto-detect so configuration barcode is not needed to put device into Keyboard Wedge mode.</li> </ul>	
CBA-K62-C09PAR		Keyboard Wedge Cable: PS/2, Host Auto-Detect, Power Port, 9ft. Coiled	<ul style="list-style-type: none"> <li>•Host will provide enough power on PS2 port for Standard Charging/ Communication Cradle and will charge scanner in about 16.8 hours. - Zebra recommends using an external power supply to protect the host's PS2 port.</li> <li>•Cable is not compatible with Presentation Charging/Communication Cradle - does not supply enough power.</li> <li>•Supports host auto-detect so configuration barcode is not needed to put device into Keyboard Wedge mode.</li> </ul>	
CBA-K63-S07PAR		Keyboard Wedge Cable: PS/2, Power Port, 7ft. Straight - Powered	<ul style="list-style-type: none"> <li>•Host will provide enough power on PS2 port for Standard Charging/ Communication Cradle and will charge scanner in about 16.8 hours. - Zebra recommends using an external power supply to protect the host's PS2 port.</li> <li>•External power supply is required when using with Presentation Charging/ Communication Cradle or if faster charging is needed when using Standard Charging/ Communication Cradle. Will charge scanner battery in about 2.8 hours.</li> <li>•Supports host auto-detect so configuration barcode is not needed to put device into Keyboard Wedge mode.</li> </ul>	Requires 12V external Power Supply (PWR-BGA12V50W0WW), DC Line Cord (CBL-DC-375A1-01), and AC Line Cord (23844-00-00R) under the following conditions: 1. if using Presentation Charging/Communication Cradle OR 2. If faster battery charging is needed when using Standard Charging/ Communication Cradle
CBA-K65-S15PAR		Keyboard Wedge Cable: PS/2, Power Port, 15ft. Straight - Powered	<ul style="list-style-type: none"> <li>•Host will provide enough power on PS2 port for Standard Charging/ Communication Cradle and will charge scanner in about 17 hours. - Zebra recommends using an external power supply to protect the host's PS2 port.</li> <li>•External power supply is required when using with Presentation Charging/ Communication Cradle or if faster charging is needed when using Standard Charging/ Communication Cradle. Will charge scanner battery in about 2.8 hours.</li> <li>•Supports host auto-detect so configuration barcode is not needed to put device into Keyboard Wedge mode.</li> <li>•Discontinued 4/2018 - PMB 3047.</li> </ul>	Requires 12V external Power Supply (PWR-BGA12V50W0WW), DC Line Cord (CBL-DC-375A1-01), and AC Line Cord (23844-00-00R) under the following conditions: 1. if using Presentation Charging/Communication Cradle OR 2. If faster battery charging is needed when using Standard Charging/ Communication Cradle
KT-32903-01R		Adapter Connector for PS/2 to AT/XT	•Discontinued 12/2015 - PMB 2724	
<b>IBM 468x/469x POS Cables</b>				
Part Number	Picture	Description	Notes	Required Items
CBA-M64-S07ZAR		IBM 468x/9x, Port 5B Cable, 7ft. Straight	<ul style="list-style-type: none"> <li>•Port 5B connection provides 5V power and will charge scanner in about 4 hours.</li> <li>•Supports host auto-detect so configuration barcode is not needed to put device into IBM Host mode.</li> </ul>	
CBA-M61-S07ZAR		IBM 468x/9x, Port 9B Cable, 7ft. Straight	<ul style="list-style-type: none"> <li>•Port 5B connection provides 5V power and will charge scanner in about 4 hours.</li> <li>•Supports host auto-detect so configuration barcode is not needed to put device into IBM Host mode.</li> </ul>	

CBA-M65-S07ZAR		IBM 468x/9x, Port 9B Cable, 7ft. Straight	<ul style="list-style-type: none"> <li>Port 9B connection provides 12V power and will charge scanner in about 3 hours.</li> <li>Supports host auto-detect so configuration barcode is not needed to put device into IBM Host mode.</li> </ul>	
CBA-M66-S15ZAR		IBM 468x/9x, Port 9B Cable, 15ft. Straight	<ul style="list-style-type: none"> <li>Port 9B connection provides 12V power and will charge scanner in about 3 hours.</li> <li>Supports host auto-detect so configuration barcode is not needed to put device into IBM Host mode.</li> </ul>	
Scanner Emulation Cables (Not supported by DS81xx)				
Wand Cables (Not supported by DS81xx)				
Synapse Adapter Cables (Not supported by DS81xx)				
Terminal Specific Cables				
P1031365-057		Scanner to QLn/ZQ6 Series Printer Cable	<ul style="list-style-type: none"> <li>Allows scanner to be directly connected to serial port on QLn or ZQ6 series printers.</li> <li>Serial port on printer will power the scanner</li> <li>41" long when extended</li> </ul>	
CBA-A51-S16ZAR		Auxiliary Scanner Cable to MP6000/MP7000, RS232 Serial	<ul style="list-style-type: none"> <li>Allows handheld scanners to be used with MP6000/MP7000 for scanning heavy/awkward items.</li> <li>5 meter length</li> <li>RS232 serial connection to scanner</li> <li>Connects to AUX2 port on MP6000/MP7000</li> <li>Provides power to corded scanners</li> <li>NOTE: MP6000/MP7000 supports maximum of 2 auxiliary scanners.</li> </ul>	NOTE: If cradle is used with a cordless scanner, it must be powered using an external power supply.
Misc				
Part Number	Picture	Description	Notes	Required Items
STND-GS00UNC-04		Universal Gooseneck Intellistand (Black color)	<ul style="list-style-type: none"> <li>Expected to be released June 2017</li> <li>Stand is compatible with LS2208, LI2208, LS4208, DS4208, DS4308, DS2208, DS8108</li> <li>Stand has scanner trigger magnets in both nose and base.</li> <li>Not compatible with DS8178</li> </ul>	
20-71043-04R		Gooseneck Intellistand (Black color)	<ul style="list-style-type: none"> <li>Stand is compatible with DS4308, DS2208, and DS8108</li> <li>Not compatible with DS8178</li> </ul>	














20-71043-0BR		Gooseneck Intellistand (White color)	<ul style="list-style-type: none"> <li>Typically used with Heathcare (HC) versions of scanner.</li> <li>Stand is compatible with DS4308, DS4608, DS2208, and DS8108.</li> </ul>	
22-71043-0BR		Weighted Gooseneck Intellistand (White color)	<ul style="list-style-type: none"> <li>Stand feature a weighted base.</li> <li>Typically used with Heathcare (HC) versions of scanner.</li> <li>Stand is compatible with DS4308, DS4608, DS2208, and DS8108.</li> </ul>	
20-66483-02R		Intellistand	<ul style="list-style-type: none"> <li>Not compatible with DS8178</li> </ul>	
21-71043-04R		Cup Holder (Black color)	<ul style="list-style-type: none"> <li>Cup has magnet to put scanner into presentation mode.</li> <li>Allows scanner to be mounted in a fixture or other equipment.</li> </ul>	
21-71043-0BR		Cup Holder (Healthcare White color)	<ul style="list-style-type: none"> <li>Cup has magnet to put scanner into presentation mode.</li> <li>Allows scanner to be mounted in a fixture or other equipment.</li> </ul>	
STND-DC0081C-04		Document Capture Stand for DS8108	<ul style="list-style-type: none"> <li>Allows easy capturing of full page A4 or letter size documents.</li> <li>Includes Document Capture Base (STND-DC0081C-04) and Intellistand (20-66483-02R)</li> </ul>	

STND-DC0081W-04		Document Capture Stand for DS8178 w/Presentation Cradle	<ul style="list-style-type: none"> <li>Allows easy capturing of full page A4 or letter size documents.</li> </ul>	
BRKT-AP0081W-04		4278-6878 series Cradle Adapter Bracket	<ul style="list-style-type: none"> <li>Allows DS8178 Standard Charging/Communication Cradle (CR8178-SC) to be used with fixtures designed to hold the 4278-6878 Standard Charging/Communication Cradle (CR0078-SC).</li> <li>Hole pattern on Adapter Bracket matches hole pattern on 4278-6878 Cradle. DS8178 Cradle then attaches to bracket.</li> <li>Adapter Bracket can also be attached to the 4278-6878 Wall Mount Bracket for CR0078-SC and CR0008-SC Cradles (21-135001-01). The spacers on the Wall Mount bracket will need to be removed to attach the two brackets together.</li> </ul>	
FAST-PC0081W-Q1 (one set of 4)  FAST-PC0081W-25 (25 sets of 4)		Adhesive Fastening Straps for Cradles	<ul style="list-style-type: none"> <li>Set of four adhesive backed hook fastening strips used to adhere one CR8178-SC or CR8178-PC charging communication cradle to a surface.</li> <li>Allows easy insertion and removal of scanner from the cradle.</li> </ul>	
215994 (3rd party) *  <a href="https://www.proclipusa.com">https://www.proclipusa.com</a>		ProClip Mounting Plate for Standard Cradle	<ul style="list-style-type: none"> <li>Mounting plate keeps the scanner within easy reach.</li> <li>Uses AMPS hole pattern for easy mounting.</li> <li>Can be attached to a ProClip pedestal or any flat surface.</li> </ul>	
216041 (3rd party) *  <a href="https://www.proclipusa.com">https://www.proclipusa.com</a>		ProClip Mounting Plate with Quick Release Speed Clip for Standard Cradle	<ul style="list-style-type: none"> <li>Mounting plate keeps the scanner within easy reach.</li> <li>Uses AMPS hole pattern for easy mounting.</li> <li>Can be attached to a ProClip pedestal or any flat surface.</li> <li>ProClip 45mm non-charging Quick Release Speed Clip allows easy removal of cradle, when needed.</li> </ul>	




216039 (3rd party) *  <a href="https://www.proclipusa.com">https://www.proclipusa.com</a>		ProClip Mounting Plate for Presentation Cradle	<ul style="list-style-type: none"> <li>•Mounting plate keeps the scanner within easy reach.</li> <li>•Uses AMPS hole pattern for easy mounting.</li> <li>•Can be attached to a ProClip pedestal or any flat surface.</li> </ul>	
216040 (3rd party) *  <a href="https://www.proclipusa.com">https://www.proclipusa.com</a>		ProClip Mounting Plate with Quick Release Speed Clip for Presentation Cradle	<ul style="list-style-type: none"> <li>•Mounting plate keeps the scanner within easy reach.</li> <li>•Uses AMPS hole pattern for easy mounting.</li> <li>•Can be attached to a ProClip pedestal or any flat surface.</li> <li>•ProClip 45mm non-charging Quick Release Speed Clip allows easy removal of cradle, when needed.</li> </ul>	
78-51717 (3rd party) *  <a href="http://www.otterbox.com">http://www.otterbox.com</a>		Scanner Sled holder for consumer devices	<ul style="list-style-type: none"> <li>•Allows consumer devices supported by Otterbox uniVERSE case system to be mounted on top of DS8178.</li> <li>•DS8178 holder attaches to top of DS8178 with double sided tape.</li> </ul>	<ul style="list-style-type: none"> <li>•Requires Otterbox uniVERSE case for consumer device which attaches to the DS8178 holder - see <a href="http://www.otterbox.com">http://www.otterbox.com</a></li> </ul>
MISC-BC0081-04 (black color)  MISC-BC0081-0B (blue color - for Healthcare units)		Replacement Battery Doors/Covers	<ul style="list-style-type: none"> <li>•pack of 10 doors/covers</li> </ul>	
<b>Power Supplies/Power Cords</b>				
<b>Part Number</b>	<b>Picture</b>	<b>Description</b>	<b>Notes</b>	<b>Required Items</b>
CBL-DC-375A1-01		DC Power Cord	<ul style="list-style-type: none"> <li>•Used along with Power Supply PWR-BGA12V50W0WW.</li> <li>•Cable length is 1.5 meters</li> </ul>	
PWR-BGA12V50W0WW		Power Supply	<ul style="list-style-type: none"> <li>•100-240 VAC, 12V, 4.16A, 50W</li> <li>•Provides US DOE Level VI compliance for power efficiency.</li> <li>•Replaces PWRS-14000-148R</li> </ul>	DC Line Cord (CBL-DC-375A1-01) and AC Line Cord (23844-00-00R)

PWRS-14000-148R		Power Supply with integrated DC Cord	<ul style="list-style-type: none"> <li>Discontinued 1/2017, now use PWR-BGA12V50W0WW and CBL-DC-375A1-01 - see PMB 2923, PMB 2851, and PMB 2903.</li> <li>Replaces KT-14000-148R</li> <li>Energy Star Compliant</li> <li>100-240 VAC, 12VDC, 3.33A</li> </ul>	23844-00-00R
KT-14000-148R		Power Supply with integrated DC Cord	<ul style="list-style-type: none"> <li>Replaces 50-14000-148R</li> <li>Discontinued 12/2010 - now use PWRS-14000-148R</li> </ul>	23844-00-00R
50-14000-148R		Power Supply with integrated DC Cord	<ul style="list-style-type: none"> <li>Discontinued 12/2007 - replaced by KT-14000-148R</li> </ul>	23844-00-00R
PWR-WUA5V6W0WW		USB Power Supply	<ul style="list-style-type: none"> <li>Can be used to power cradles to create a "charge-only" cradle solution for customers wanting to pair DS8178 directly to host.</li> <li>Includes four international plugs for use in US, UK, EU, and AU. Additional plugs can be purchased separately for other countries.</li> <li>5.2V, 1.2A, 6W output</li> <li>Provides US DOE Level VI compliance for power efficiency</li> </ul>	Standard or Presentation Cradle AND USB Cable (CBA-U21-S07ZBR)
CN-000803-01		<u>Spare/Replacement</u> USB Power Supply AC Clip for Australia (AUS)	<ul style="list-style-type: none"> <li>This AC Clip is normally included with PWR-WUA5V6W0WW</li> <li>2 pin Australia plug</li> </ul>	USB Power Supply (PWR-WUA5V6W0WW)
CN-000803-02		USB Power Supply AC Clip for Argentina (ARG)		USB Power Supply (PWR-WUA5V6W0WW)
CN-000803-03		USB Power Supply AC Clip for Korea (KOR)		USB Power Supply (PWR-WUA5V6W0WW)
CN-000803-04		<u>Spare/Replacement</u> USB Power Supply AC Clip for US (US)	<ul style="list-style-type: none"> <li>This AC Clip is normally included with PWR-WUA5V6W0WW</li> <li>2 pin US plug</li> </ul>	USB Power Supply (PWR-WUA5V6W0WW)
CN-000803-05		<u>Spare/Replacement</u> USB Power Supply AC Clip for Europe (EU)	<ul style="list-style-type: none"> <li>This AC Clip is normally included with PWR-WUA5V6W0WW</li> </ul>	USB Power Supply (PWR-WUA5V6W0WW)
CN-000803-06		<u>Spare/Replacement</u> USB Power Supply AC Clip for UK (UK)	<ul style="list-style-type: none"> <li>This AC Clip is normally included with PWR-WUA5V6W0WW</li> </ul>	USB Power Supply (PWR-WUA5V6W0WW)
CN-000803-07		USB Power Supply AC Clip for China (CHN)	<ul style="list-style-type: none"> <li>straight pins China plug</li> </ul>	USB Power Supply (PWR-WUA5V6W0WW)
CN-000803-08		USB Power Supply AC Clip for Brazil (BRA)	<ul style="list-style-type: none"> <li>2 pin Brazil plug</li> </ul>	USB Power Supply (PWR-WUA5V6W0WW)
CN-000803-09		USB Power Supply AC Clip for India (IND)		USB Power Supply (PWR-WUA5V6W0WW)
PWRS-124306-01R		USB Power Supply	<ul style="list-style-type: none"> <li>Includes four international plugs for use in US, UK, EU, and AU</li> <li>5V, 1.2A output</li> <li>Discontinued 3/2017, now use PWR-WUA5V6W0WW</li> </ul>	




PWR-WUA5V4W0US		Power Supply (US)	<ul style="list-style-type: none"> <li>•Used when connecting communication cables labeled above as "Requires external power supply".</li> <li>•For use in US, CA, MX, JP, TW.</li> <li>•5.2V, 1.1A, 5.7W</li> <li>•Provides US DOE Level VI compliance for power efficiency.</li> <li>•Replaces PWRS-14000-253R</li> </ul>	
PWRS-14000-253R		Power Supply (US)	<ul style="list-style-type: none"> <li>•Discontinued 2/2017, now use PWR-WUA5V4W0US - PMB 2903.</li> <li>•Used when connecting communication cables labeled above as "Requires external power supply".</li> <li>•110V/60Hz - For use in US and CA-MX-JP-TW</li> <li>•5VDC,850MA</li> <li>•Energy Star Compliant</li> </ul>	
50-14000-253R		Power Supply (US)	<ul style="list-style-type: none"> <li>•Discontinued 11/2010, now use PWRS-14000-253R</li> <li>•Used when connecting communication cables labeled above as "Requires external power supply".</li> <li>•110V/60Hz - For use in US and other countries</li> </ul>	
KT-14001-001R		Power Supply (US)	<ul style="list-style-type: none"> <li>•110V/60Hz - For use in US and other countries</li> <li>•Includes 50-14001-001R power supply, 25-100620-01R DC Line cord, and 23844-00-00R AC Line cord</li> <li>•Discontinued 11/08 - now use 50-14000-253R</li> </ul>	
50-14000-008R		Power Supply (US)	<ul style="list-style-type: none"> <li>•110V/60Hz - For use in US and other countries</li> <li>•Discontinued 11/1/07 - now use KT-14001-001R</li> </ul>	
PWR-WUA5V4W0IN		Power Supply (India)	<ul style="list-style-type: none"> <li>•Used when connecting communication cables labeled above as "Requires external power supply".</li> <li>•For use in India.</li> <li>•5.2V, 1.1A, 5.7W</li> <li>•Provides US DOE Level VI compliance for power efficiency.</li> <li>•Replaces PWRS-14000-254R</li> </ul>	
PWRS-14000-254R		Power Supply (India)	<ul style="list-style-type: none"> <li>•Used when connecting communication cables labeled above as "Requires external power supply".</li> <li>•110V/60Hz - For use in India</li> <li>•5VDC,850MA</li> <li>•Energy Star Compliant</li> <li>•Discontinued 4/2018, now use PWR-WUA5V4W0IN - PMB 3047.</li> </ul>	
PWR-WUA5V4W0BR		Power Supply (Brazil)	<ul style="list-style-type: none"> <li>•Used when connecting communication cables labeled above as "Requires external power supply".</li> <li>•For use in Brazil.</li> <li>•5.2V, 1.1A, 5.7W</li> <li>•Provides US DOE Level VI compliance for power efficiency.</li> <li>•Replaces PWRS-14000-255R</li> </ul>	
PWRS-14000-255R		Power Supply (Brazil)	<ul style="list-style-type: none"> <li>•Used when connecting communication cables labeled above as "Requires external power supply".</li> <li>•110V/60Hz - For use in Brazil</li> <li>•5VDC,850MA</li> <li>•Energy Star Compliant</li> <li>•Discontinued 3/2017, now use PWR-WUA5V4W0BR - PMB 2903.</li> </ul>	
PWR-WUA5V4W0EU		Power Supply (EU and UK)	<ul style="list-style-type: none"> <li>•Used when connecting communication cables labeled above as "Requires external power supply".</li> <li>•For use in EU and UK.</li> <li>•5.2V, 1.1A, 5.7W</li> <li>•Provides US DOE Level VI compliance for power efficiency.</li> <li>•Replaces PWRS-14000-256R</li> </ul>	

PWRS-14000-256R		Power Supply (EU and UK)	<ul style="list-style-type: none"> <li>Discontinued 2/2017, now use PWR-WUA5V4W0EU - PMB 2903.</li> <li>Used when connecting communication cables labeled above as "Requires external power supply".</li> <li>110V/60Hz - For use in EU and UK.</li> <li>5VDC, 850MA</li> <li>Energy Star Compliant</li> </ul>	
PWR-WUA5V4W0CN		Power Supply (China)	<ul style="list-style-type: none"> <li>Used when connecting communication cables labeled above as "Requires external power supply".</li> <li>For use in China.</li> <li>5.2V, 1.1A, 5.7W</li> <li>Provides US DOE Level VI compliance for power efficiency.</li> <li>Replaces PWRS-14000-257R</li> </ul>	
PWRS-14000-257R		Power Supply (China)	<ul style="list-style-type: none"> <li>Discontinued 2/2017, now use PWR-WUA5V4W0CN - PMB 2903.</li> <li>Used when connecting communication cables labeled above as "Requires external power supply".</li> <li>110V/60Hz - For use in China</li> <li>5VDC, 850MA</li> <li>Energy Star Compliant</li> </ul>	
PWR-WUA5V4W0AU		Power Supply (Australia)	<ul style="list-style-type: none"> <li>Used when connecting communication cables labeled above as "Requires external power supply".</li> <li>For use in Australia.</li> <li>5.2V, 1.1A, 5.7W</li> <li>Provides US DOE Level VI compliance for power efficiency.</li> <li>Replaces PWRS-14000-258R</li> </ul>	
PWRS-14000-258R		Power Supply (Australia)	<ul style="list-style-type: none"> <li>Used when connecting communication cables labeled above as "Requires external power supply".</li> <li>110V/60Hz - For use in Australia.</li> <li>5VDC, 850MA</li> <li>Energy Star Compliant</li> <li>Discontinued 1/2017, now use PWR-WUA5V4W0AU.</li> </ul>	
PWRS-14000-259R		Power Supply (Argentina/UY)	<ul style="list-style-type: none"> <li>Used when connecting communication cables labeled above as "Requires external power supply".</li> <li>110V/60Hz - For use in Argentina/UY.</li> <li>5VDC, 850MA</li> <li>Energy Star Compliant</li> <li>Discontinued 4/2016.</li> </ul>	
50-14000-256R (UK/EU) 50-14000-257R (China) 50-14000-258R (Australia/New Zealand/Hong Kong) 50-14000-259R (Argentina)		Power Supply	<ul style="list-style-type: none"> <li>Discontinued 11/2010, now use PWRS-14000-256R, -257R, -258R, -259R</li> <li>Used when connecting communication cables labeled above as "Requires external power supply".</li> <li>Used in various countries (not US)</li> </ul>	
KT-14001-002R		Power Supply (non-US)	<ul style="list-style-type: none"> <li>Discontinued 12/2008, now use 50-14000-256R, 50-14000-257R, 50-14000-258R, or 50-14000-259R depending on country.</li> <li>For use in European countries</li> <li>Same as KT-14001-001R, but doesn't include AC Line Cord</li> </ul>	
KT-14001-003R		Power Supply (Japan)	<ul style="list-style-type: none"> <li>Discontinued 5/2009, now use 50-14000-253R</li> <li>For use in Japan</li> <li>Same as KT-14001-001R, but uses different AC Line Cord</li> </ul>	
50-14000-010R		Power Supply (Japan)	<ul style="list-style-type: none"> <li>100V/50Hz - For use in Japan only</li> <li>Discontinued 2/1/08 - now use KT-14001-003R</li> </ul>	
50-14000-009R		Power Supply (non-US)	<ul style="list-style-type: none"> <li>220V/50Hz - For use in certain European countries (not US)</li> <li>Discontinued 4/15/08 - now use KT-14001-002R</li> </ul>	



PWRS-14000-058R		Power Supply (Universal)	<ul style="list-style-type: none"> <li>•100-250 VAC,5.2VDC,2A</li> <li>•Energy Star Compliant</li> <li>•Can be used as alternative to PWRS-14000-25xR power supplies.</li> </ul>	23844-00-00
50-14000-058R		Power Supply (Universal for non-EU countries)	<ul style="list-style-type: none"> <li>•Discontinued 2/2012, now use PWRS-14000-058R</li> <li>•100-240 VAC - Can be used in all Non-EU countries. Use PWRS-14000-058R in EU countries.</li> <li>•5VDC, 2A</li> </ul>	23844-00-00
23844-00-00R		AC Line Cord		

## Batteries

Part Number	Picture	Description	Notes	Required Items
BTRY-DS81EAB0E-00 BTRY-DS81EAB0E-00K (India & South Korea only)		DS8178 Spare Battery with PowerPrecision+ (2500 mAh) 	<ul style="list-style-type: none"> <li>•Designed, manufactured &amp; tested to meet rigorous controls &amp; standards</li> <li>•Premium-grade cells with higher capacity &amp; longer life cycle</li> <li>•Designed to help prevent overcharging &amp; electrical shock</li> <li>•Information available:               <ul style="list-style-type: none"> <li>- Battery Asset Information</li> <li>+ Manufacture Date of Battery</li> <li>+ Serial Number of Battery</li> <li>+ Model Number of Battery</li> <li>+ Firmware Version of Battery</li> <li>+ Design Capacity</li> <li>- Battery Life Statistics</li> <li>+ State of Health Meter</li> <li>+ Charge Cycles Consumed</li> <li>- Battery Status (at Time of Poll)</li> <li>+ State of Charge</li> <li>+ Remaining Capacity</li> <li>+ Charge Status</li> <li>+ Remaining Time to Complete Charging</li> <li>+ Battery Voltage / Current</li> <li>- Battery Temperature</li> <li>+ Present/Highest/Lowest</li> </ul> </li> </ul>	
SUPR-DS81E000E-00		DS8178 PowerCapTM	<ul style="list-style-type: none"> <li>•Super capacitor can be used in lieu of standard PowerPrecision+ battery in any DS8178 device.</li> <li>•Can provide up to 2000 scans (1 scan per second) when fully charged.</li> <li>•PowerCap can be fully charged 30 minutes using standard USB power.</li> <li>•Green label and visible stripe distinguish PowerCap from standard battery.</li> <li>•NOTE: DS8178 must be running firmware version CAACXS00-004-R00 or higher to properly support PowerCap.</li> </ul>	